

















# CLATSOP SWCD

## PRE-ORDER NATIVE PLANT SALE CATALOG 2018

SPECIES	Species Description	Shade Tolerance: High, Moderate, Low	Soil Moisture Needs: Dry, Moist, Wet	Picture
Red Osier Dogwood	A deciduous shrub with stems that turn a brilliant red in fall/winter season. Produces white flowers in the spring and blue-white berries in the fall. **	Moderate	Moist	
Bleeding Heart	This fern-like plant can reach 2 feet tall and grows heart shaped deep pink flowers on purple stems. Blooms in the spring.	Moderate/High	Moist	
Coastal Strawberry	This ground cover is found along the northwest coast and thrives in sandy gritty soil. The berries are edible and incredibly delicious!	Moderate	Dry/Moist	
Red Flowering Currant	Upright 10 ft shrub with deep red flowers. Berries are dark blue to black. **	Moderate	Moist	
Mock Orange	Fragrant, flowering shrub that grows to about 6-7' tall. **	Moderate, prefers full sun	Dry/Moist	
Black Twinberry	Deciduous shrub 3-8' in height with yellowish-orange flowers.	Moderate	Moist	

Pacific Ninebark	Able to reach a maximum height of 15 feet this shrub produces white flower clusters in late spring. Common wetland and stream bank plant, but is rarely targeted by beaver. **	Moderate	Moist/Wet	
Nootka Reedgrass	Tufted perennial grass well-suited to the North Coast. Grows to 3' tall.	Low/Moderate	Moist/Wet	
Slough Sedge	A hardy and fast-growing sedge with a long blooming season. Seeds are eaten by a variety of birds.	Low	Dry-Wet	
Snowberry	Deciduous shrub 3-5' tall. The berries attract birds.	Low	Dry/Moist	
Evergreen Huckleberry	Maximum height of 6 feet tall, this plant will grow in most gardens. Berries are blue to black and edible for humans. Retains its foliage year round.	Moderate/High	Dry/Moist	
Common Camas	Showy, easy to grow and self-seeding.	Low	Moist	
Common Rush	This easy to grow clumping rush grows to 2' tall.	Low/Moderate	Moist	
Douglas Fir	This native can produce valuable logs and is relatively fast growing in our area. It does best inland where there is less influence from the marine layer.	Low	Moist	

Lady Fern	This delicate looking fern is easy to grow, self-seeding and low maintenance.	High	Moist	
Stonecrop	Ground level plant (<6") that retains foliage year round. It is a succulent with small yellow flowers.	Moderate	Dry	

**\*\* Provides pollinator habitat**

For More Information:  
 Clatsop Soil and Water Conservation District  
 503-325-4571  
[cswcd@clatsopswcd.org](mailto:cswcd@clatsopswcd.org)